


Tarzan Series

665W MBB Monocrystalline Module Half-cell Full Black Module S9B-132 645~665W



- ▲ Higher output power
- ▲ Module efficiency up to 21.4%
- ▲ Lower temperature coefficient



- ▲ Lower LCOE (Levelized Cost Of Energy)
- ▲ High Power output lead to lower BOS cost




- ▲ ISO9001:2015 Quality Management system
- ▲ ISO14001:2015 Environmental Management System
- ▲ ISO45001:2018 Occupational Health and Safety Management System



- ▲ Salt Mist Corrosion Protect
- ▲ Ammonia Resistance

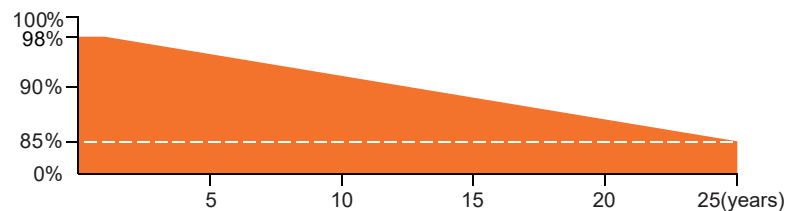


Excellent Potential Induced Degradation Resistance



Excellent Wind Load 2400Pa & Snow Load 5400Pa Under Certain Installation Method

Runda's linear performance warranty



Tarzan Series

RS645~665S9B-132

Electrical Characteristics(STC*)

Power Output(Wp)	645	650	655	660	665
Max Power Tolerance(W)	0-5	0-5	0-5	0-5	0-5
Module Efficiency(%)	20.8	20.9	21.1	21.2	21.4
Voltage Mpp-Vmpp(V)	37.52	37.72	37.91	38.08	38.28
Current Mpp-Impp(A)	17.19	17.23	17.28	17.33	17.37
Voltage Open Circuit-Voc(V)	45.50	45.68	45.87	46.03	46.24
Short Circuit Current-Isc(A)	18.58	18.63	18.68	18.73	18.78

*STC:Irradiance 1000 W/m²,Cell Temperature 25°C,Air Mass AM1.5

Electrical Characteristics(NMOT*)

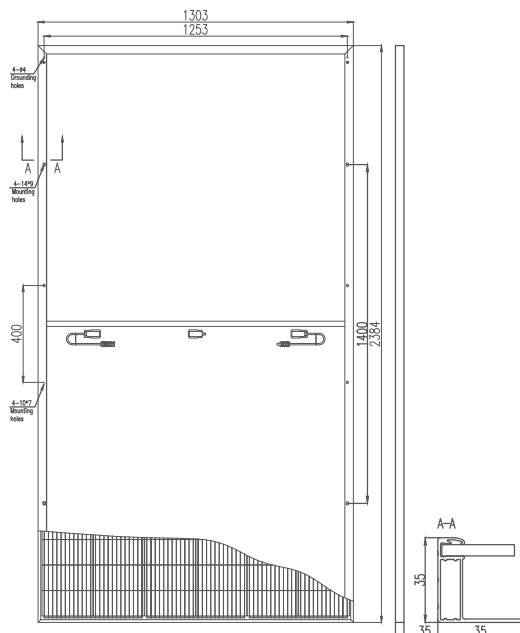
Power Output(Wp)	495.51	499.35	503.19	507.03	510.88
Voltage Mpp-Vmpp(V)	34.20	34.39	34.55	34.71	34.90
Current Mpp-Impp(A)	14.49	14.52	14.56	14.61	14.64
Voltage Open Circuit-Voc(V)	42.01	42.18	42.35	42.50	42.69
Short Circuit Current-Isc(A)	15.80	15.84	15.88	15.92	15.97

*NMOT:Irradiance 800 W/m²,Ambient Temperature 20°C,Air Mass AM1.5, Wind Speed 1m/s

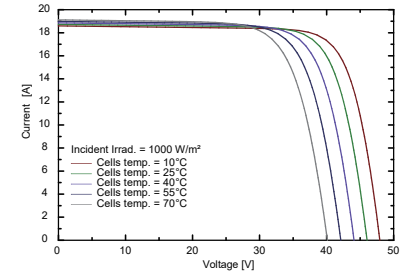
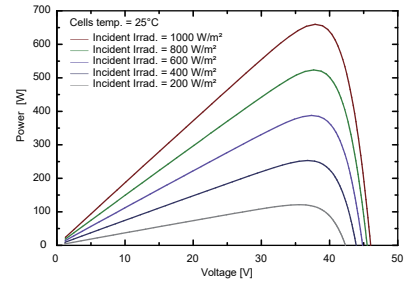
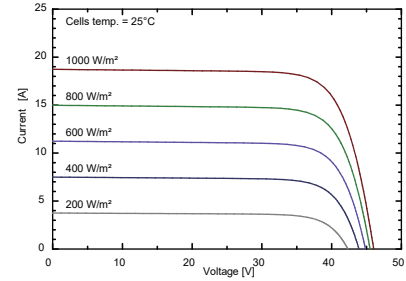
Mechanical Data

Dimension Of Module	2384*1303*35mm
Weight	34.4kg
Glass	High transmission glass 3.2mm
Cables	4mm ² /300mm or Customized Length
Junction Box	IP68,3 bypass diodes
Connector	MC4 compatible

Module Structure Drawing



Curves(660W)



Packaging Configuration

Container	40'HQ
Pieces Per Pallet	31
Pallets Per Container	18
Pieces Per Container	558

Working Conditions

Max System Voltage(VDC)	1500V
Max Series Fuse Rating	30A
Maximum Load Capacity	Snow 5400Pa/Wind 2400Pa
Operating Temperature	-40°C~+85°C
Safety Class	II

Temperature Ratings

Temperature Coefficients of Isc(%/°C)	0.046
Temperature Coefficients of Voc(%/°C)	-0.266
Temperature Coefficients of Pmpp(%/°C)	-0.354
NMOT	45±2°C